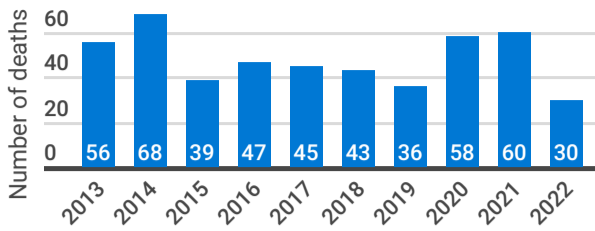


Accidents involving water in 2022

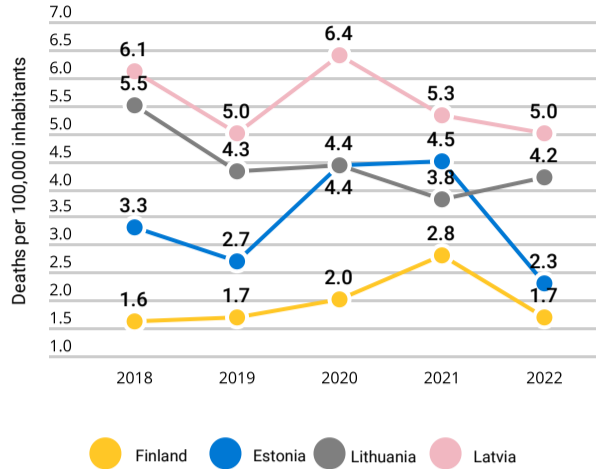
Number of deaths in water-related accidents 2013–2022



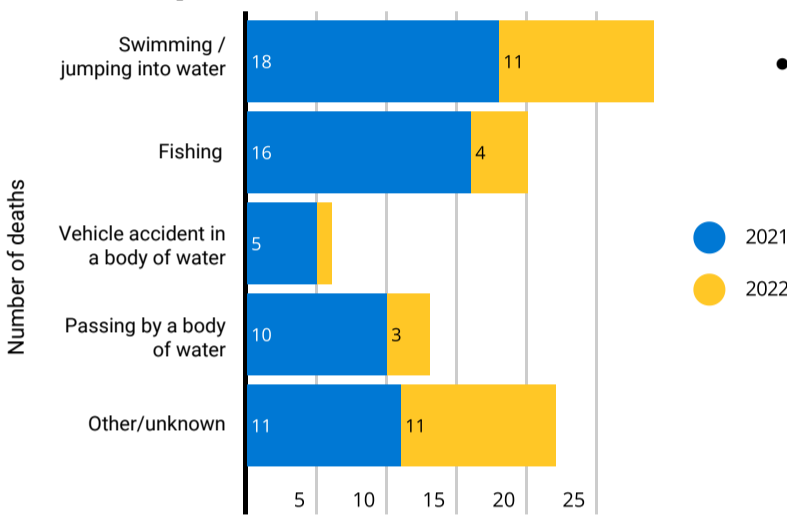
- Two minors and one 18-year-old died.
- At least 14 people were injured.
- At least 28 people were saved from water-related accidents

Number of deaths in water-related accidents per 100,000 inhabitants

- In 2022, the mortality rate in water-related accidents per 100,000 inhabitants in Estonia was significantly lower than in 2021.
- Compared to Finland, the corresponding indicator was 1.4 times higher in Estonia, but 2 times lower than in Latvia.
- It can be speculated that one important factor in the decrease in drownings was the weather.



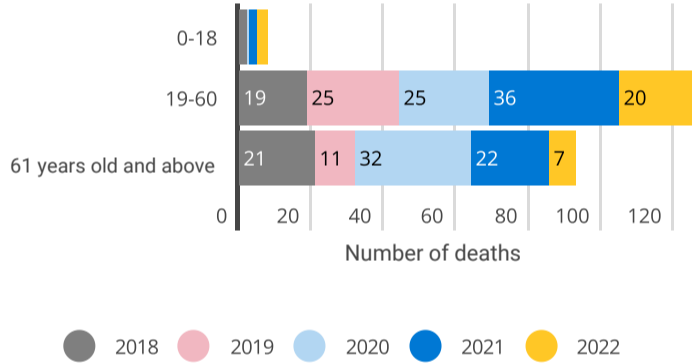
Activities prior to death in water accidents



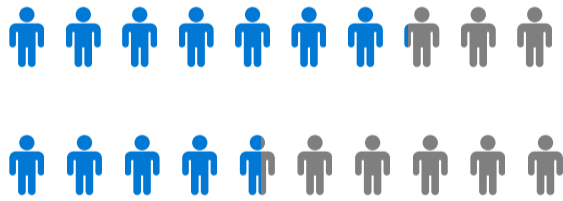
- Fewer people died while swimming last year, but the number of people deceased while fishing decreased even further.

People who died in water-related accidents by age group

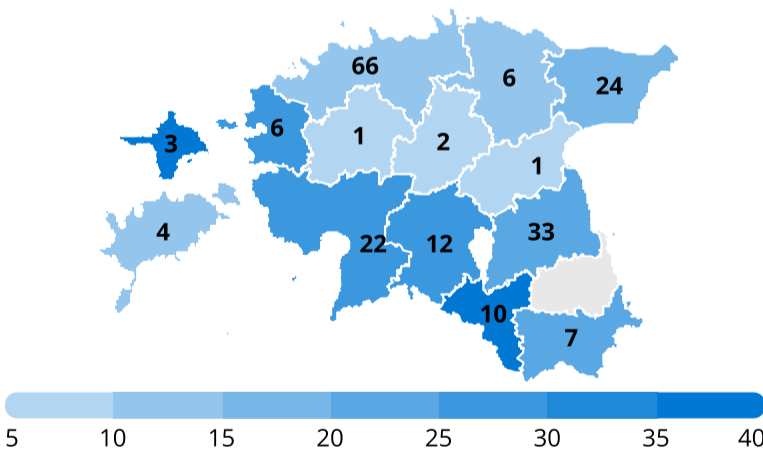
Compared to 2021, the number of deaths decreased among both working-age and older people.



- 71% of adult victims were inebriated/suspected to be inebriated
- 46% of adult victims had chronic health issues



Water-related accidents by county



- 197 events related to bodies of water
- Although most events took place in Harju County, the most calls per 100,000 inhabitants were made in Hiiu, Lääne, Pärnu, Valga, and Viljandi Counties.

Calls related to bodies of water by keyword

- Children, fishermen, swimmers, and people in trouble on watercrafts are the most common reasons for the calls related to bodies of water.

